



INTERNAL QUALITY ASSURANCE CELL

IQAC Building 1st Floor, Anna University,
Chennai - 600025.

Ph: 044 2235 8585, 8580, Website : www.iqac.annauniv.edu ; E-mail: iqac@annauniv.edu

Anna University – University Departments ASSESSMENT, ACCREDITATION, APPROVALS & RANKINGS - OVERVIEW

1. ASSESSMENT & ACCREDITATION:

National Assessment and Accreditation Council (NAAC)'s Accreditation:







NAAC Category	University	Certificate Link
1 st Cycle - 2002 (12.02.2002 - 11.02.2007) (5 Years)	Five Star (>75%)	
2 nd Cycle - 2014 (24.09.2014 - 23.09.2019) (5 Years)	A (CGPA 3.46/4)	
3 rd Cycle - (21.08.2023 – 20.08.2030) (7 Years)	A++ (CGPA 3.54/4)	

National Board of Accreditation (NBA)'s Accreditation:

UD Campus (1)	Name of the programme(s) (2)	Basis of Evaluation(3)	Accreditation Status (4)	Period of Validity (5)	Certificate Link (6)
AU-UD-CEG Campus	B.E- Electrical & Electronics Engineering	Tier-I January 2016 Document	Accredited	AY 2022-23 to 2027-28 i.e. Upto 30.06.2028 (6 Years)	
AU-UD-CEG Campus	B.E- Civil Engineering		Accredited	AY 2022-23 to 2027-28 i.e. Upto 30.06.2028 (6 Years)	
AU-UD-CEG Campus	B.E- Computer Science and Engineering	Tier-I January 2016 Document	Accredited	AY 2023-24 to 2028-29 i.e. upto 30/06/2029 (6 Years)	
AU-UD-CEG Campus	B.E- Electronics and Communication Engineering		Accredited	AY 2023-24 to 2028-29 i.e. upto 30/06/2029 (6 Years)	
AU-UD-CEG Campus	B.E- Mechanical Engineering		Accredited	AY 2023-24 to 2028-29 i.e. upto 30/06/2029 (6 Years)	
AU-UD-CEG Campus	B.Tech- Information Technology		Accredited	AY 2023-24 to 2025-26 i.e. upto 30/06/2026 (3 Years)	
AU-UD-CEG Campus	B.Tech- Information Technology		Accredited	AY 2023-24 to 2025-26 i.e. upto 30/06/2026 (3 Years)	
AU-UD-MIT Campus	B.E – Electronics and Instrumentation Engineering	Tier-I January 2016 Document	Accredited	AY 2022-23 to 2027-28 i.e. upto 30/06/2028 (6 Years)	
AU-UD-MIT Campus	B.E – AutomobileEngineering		Accredited	AY 2022-23 to 2024-25 i.e. upto 30/06/2025 (3 Years)	
AU-UD-MIT Campus	B.E- Electronics and Communication Engineering	Tier-I January 2016 Document	Accredited	AY 2023-24 to 2028-29 i.e. upto 30/06/2029 (6 Years)	
AU-UD-MIT Campus	B.E- Computer Science and Engineering		Accredited	AY 2023-24 to 2025-26 i.e. upto 30/06/2026 (3 Years)	
AU-UD-MIT Campus	B.Tech- Information Technology		Accredited	AY 2023-24 to 2025-26 i.e. upto 30/06/2026 (3 Years)	
AU-UD-MIT Campus	B.E-Production Engg.		Accredited	AY 2023-24 to 2025-26 i.e. upto 30/06/2026 (3 Years)	
AU-UD-MIT 2Campus	B.Tech-Rubber and Plastics Technology		Accredited	AY 2023-24 to 2028-29 i.e. upto 30/06/2029 (6 Years)	
AU-UD-MIT 2Campus	B.Tech-Rubber and Plastics Technology		Accredited	AY 2023-24 to 2028-29 i.e. upto 30/06/2029 (6 Years)	

2. APPROVALS:

All India Council for Technical Education (AICTE)'s Approvals:

Year	2018-19 LoA	2019-20 EoA	2020-21 EoA	2021-22 EoA	2022-23 EoA	2023-24 EoA
AICTE Approval						

3. RANKINGS:

National Level:

National Institutional Ranking Framework (NIRF)'s Rankings:

http://iqac.annauniv.edu/NIRF/NIRF%202023_05.06.2023.pdf

NIRF Category	2017	2018	2019	2020	2021	2022	2023
Overall	13	10	14	20	25	22	18
University	6	4	7	12	16	20	14
Engineering	8	8	9	14	18	17	13
Research	NR	NR	NR	NR	32	21	13
Management	23	23	43	59	57	49	49
Architecture	NR	6	12	18	22	29	NtR

Global Level:

Quacquarelli Symonds (QS) World Rankings:

QS Category	2017	2018	2019	2020	2021	2022	2023	2024	2025
World University	NR	651-700	751-800	751-800	801-1000	801-1000	551-560	427	383 <i>(in Top 400)</i>
Asia	251-300	301-350	169	169	196	=232	=185	=179	
Southern Asia	NR	NR	NR	NR	NR	NR	=26	=25	
BRICS	151-200	85	=87	NA	NA	NA	NA	NA	
Position in India (World/ Asia)	NR	13	16	NA	16	14	10/ 14		
Engineering & Technology	451-500	388	397	373	388	301-350	=289	=249	
Mechanical Engineering	251-300	251-300	301-350	301-350	301-350	301-350	201-250	201-250	
Chemical Engineering	201-250	251-300	251-300	301-350	301-350	251-300	251-300	201-250	
Electrical & Electronic Engineering	301-350	301-350	301-350	251-300	251-300	301-350	251-300	251-300	
Computer Science & Info. Systems	401-500	451-500	401-450	451-500	551-600	401-450	351-400	201-250	
Petroleum	NR			51-75	51-100	51-100	51-100	51-100	
Biological Sciences	NR					601-640	551-600	451-500	

QS Category	2017	2018	2019	2020	2021	2022	2023	2024	2025
Natural Sciences	NR							451-500	
Chemistry	NR			551-600	551-600	451-500	400-450		
Environmental Sci.	NR				451-460	351-400	251-300		
Materials Science	NR		301-350	301-350	251-300	201-250			
Physics & Astro.	NR				551-600	NR	NR		

Times Higher Education – World University Rankings (THE-WUR):

THE-WUR Category	2020	2021	2022	2023	2024
World University	1001+	1001+	801-1000	801-1000	501-600
Asia University	351-400	351-400	=232	201-250	=119/ 2
(Among Indian Institutions)	37	37	18	20	YTBA
Young University	301-350	351-400	251-300	201-250	=96
Emerging Economies University	351-400	401-500	251-300	NtA	YTBA
Engineering & Technology	601-800	601-800	401-500	401-500	301-400

THE-WUR Impact Rankings	2020	2021	2022	2023	2024 (World/ India)
Over All	401-600	601-800	801-1000	801-1000	401-600/ 13
SDG17- Partnerships for goals	301-400	601-800	801-1000	801-1000	101-200/ 1
SDG3- Good health & well-being	401-600	601-800	601-800	601-800	601-800
SDG5- Gender equality	301-400	201-300	401-600	601-800	401-600/ 12
SDG6- Clean water & sanitation	7	101-200	201-300	201-300	47/ 5
SDG7- Affordable & clean energy	NP	101-200	201-300	401-600	39/ 5
SDG9- Industry, Innovation & Infrastructure	201-300	201-300	201-300	101-200	64/ 1
SDG13- Climate actions	NP	400+	301-400	301-400	101-200/ 2
SDG15- Life on land	NP	201-300	201-300	201-300	95/ 5
SDG1- No Poverty	NP				99/ 4
SDG2- Zero Hunger					201-300/ 8
SDG4- Quality Education					801-1000
SDG8- Decent Work & Economic Growth					601-800
SDG10- Reduced Inequalities					401-600/ 7
SDG11- Sustainable Cities & Communities					401-600/ 9
SDG12- Responsible Consumption & Production					201-300/ 9
SDG14- Life Below Water					101-200/ 3
SDG16- Peace, Justice & Strong Institutions					601-800/ 9

URAP (University Ranking by Academic Performance) Rankings:

URAP Category	2016-17	2017-18	2018-19	2019-20	2020-21	2021-22	2022-23	2023-24
World ranking	799	913	827	798	784	783	786	825
Ranking in India	***	15	13	13	13	12	12	17
Engineering (field-wise ranking)	No field-wise ranking	No field-wise ranking	432	435	437	342	330	YTBA

Academic Ranking of World Universities:

ARWU Category	2019	2020	2021	2022	2023
World Ranking	901-1000	901-1000	901-1000	NtR	NtR
National Ranking	11-16	10-15	11-14	NtR	NtR

Notes:

YTBA - Yet to be announced;
 NtA - Not announced;
 NoR - No Rankings;
 NtR - Not ranked
 NtP - Not participated.